



STEELER

SOKÓŁKA

www.steeler.pl

SUZUKI JIMNY



FITTING INSTRUCTION

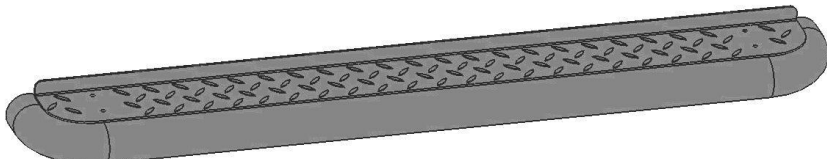
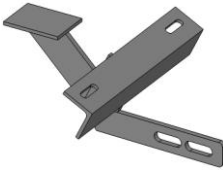




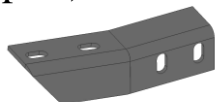
(Side bullbar – step with metal plate)

JIMNY-R0070-PR



Bullbar with homologation „e”

Specification of full assembly (left side):

1. Side step (2 pcs.) Left + Right 	
2. Attachment I (2 pcs.) Left + Right 	3. Attachment II (2 pcs.) Left + Right 
4. Skewer M8x35 - short (2 pcs.) 	5. Skewer M8x35 - long (2 pcs.) 
6. Skewer M10x35 (2 pcs.) 	7. Attachment I (4 pcs.) Left + Right 

Connecting components:

Screws:

M6x25- 8 pcs.

M8x25- 8 pcs.

M8x35- 2 pcs. (short skewer)

M8x35- 2 pcs. (long skewer)

M10x35- 2 pcs. (skewer)

Washers:

Ø6,5- 16 pcs. (large washer)

Ø8,5- 20 pcs. (large washer)

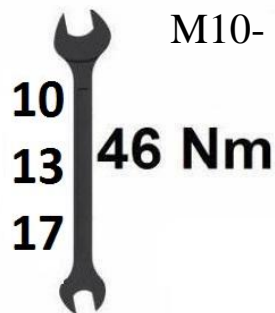
Ø11- 2 pcs. (large washer)

Nuts:

M6-szt.8 pcs.

M8- 12 pcs.


M10- 2 pcs.



Fitting time



1 h

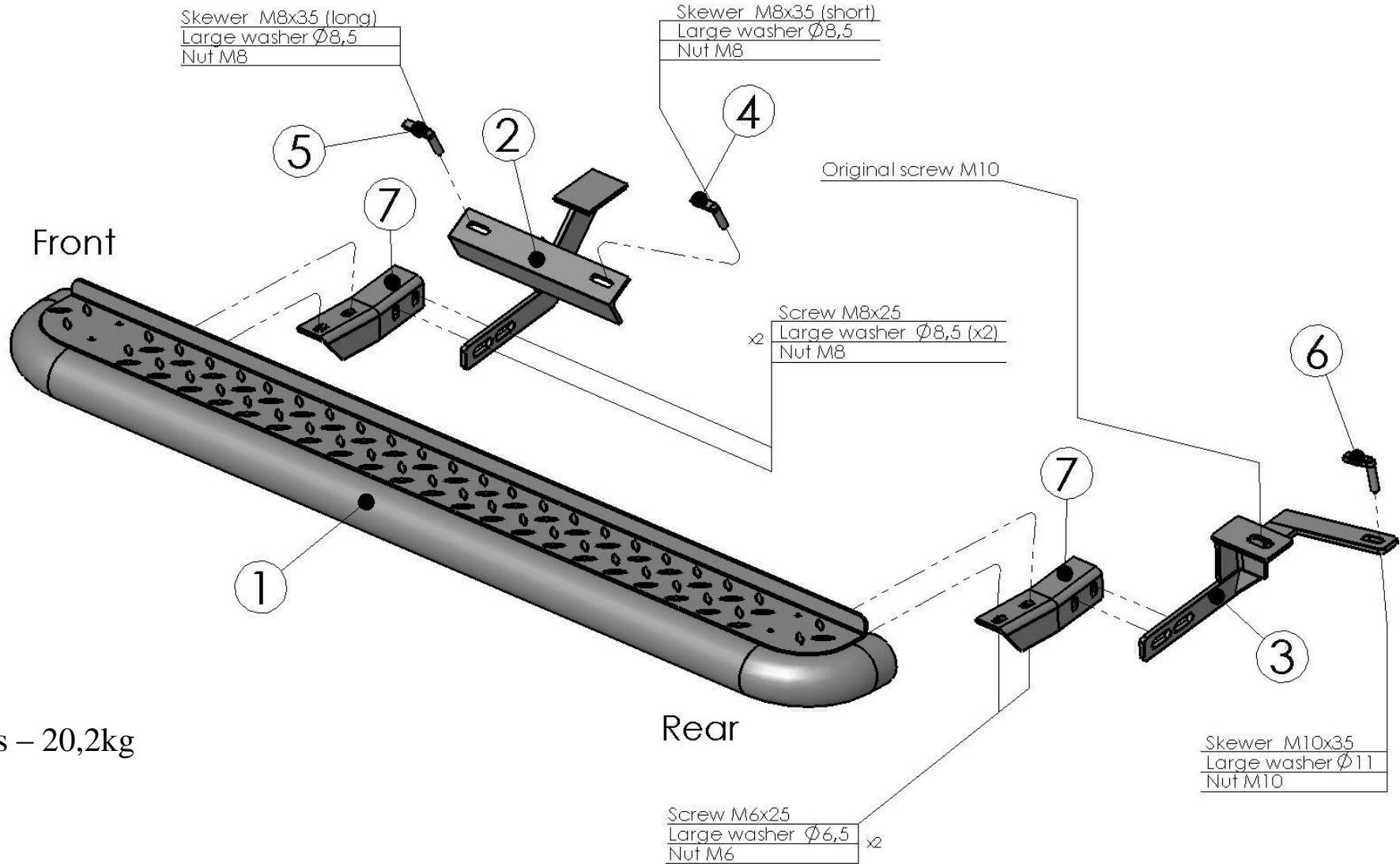


ATTENTION: *Foil remove after fitting!*


Bullbar fitting:

(Fitting of right step must be done in mirror reflection)


JIMNY-R0070-PR




Front attachments:



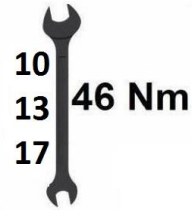
Right side:




Left side:



Rear attachments:



Right side:



Left side:

