



STEELER

SOKÓŁKA

www.steeler.pl

NISSAN X-TRAIL



FITTING INSTRUCTION

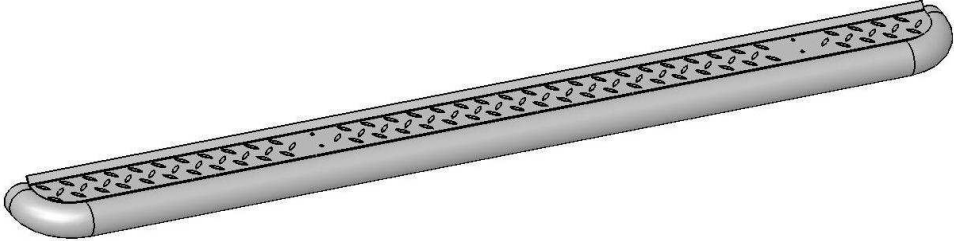
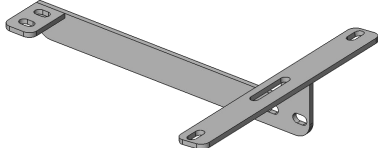
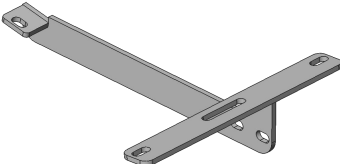
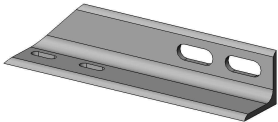
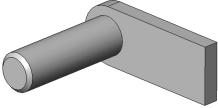
(Side bullbar – step with metal plate)

X-TRAIL-R0070-PR



Bullbar with homologation „e”

Specification of full assembly (right side):

1. Side step (2 pcs.) Left + Right 	
2. Attachment I (2 pcs.) Left + Right 	3. Attachment II (2 pcs.) Left + Right 
4. Attachment III (4 pcs.) Left + Right 	5. Skewer M10x30 (12 pcs.) 

Connecting components:

Screws:

M6x25- 8 pcs.

M8x25-14 pcs.

M10x30- 12 pcs. (skewer)

Nuts:

M8- 8 pcs.

M10- 12 pcs.

Washers:

Ø6,5- 8 pcs. (large washer)

Ø8,5- 24 pcs. (large washer)


Ø11- 12 pcs. (large washer)



Fitting time



1 h

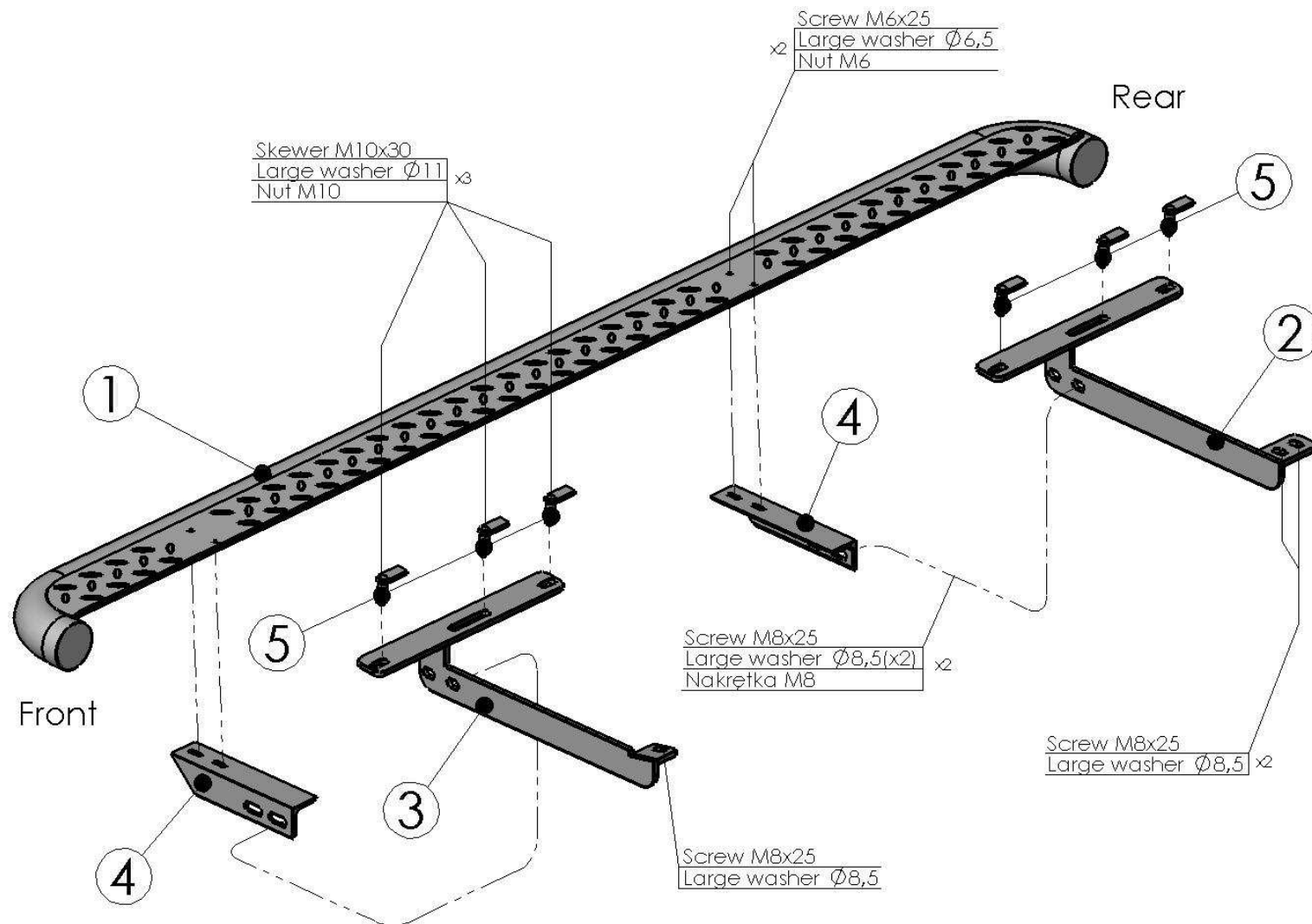


ATTENTION: *Foil remove after fitting !*



Bullbar fitting:

(Fitting of left step must be done in mirror reflection)

X-TRAIL-R0070-PR



Front attachments:



Rear attachments:

